



lumini Solucoes em Iluminacao LTDA
www.lumini.com.br
Email:laboratorio@lumini.com.br
Tel:+55 11 3437-5555 Fax:+55 11 3437-5555
Address:Rua Ferreira Viana, 716 - Socorro - São Paulo/SP

lumini

LumCAT:

Luminaire: flat 60 s - 12.5W

LampCAT: modulo led 25W/m 12Vdc 30K irc 90

Ballast type: led driver 700mA

Report No:

Voltage(V): 127.7400

Test No:

Current(A): 0.1180

Number of Lamps: 1

Power (W): 14.6680

Lamp flux(lm): 1748.0

PF: 0.9710

Length(mm): 500

Width(mm): 50

Phm Type: C

Height(mm): 0

Photometric Results

Lumens(lm): 1044.19, Efficiency(%): 59.74% , Luminous Efficacy(lm/W): 71.19

Central intensity(cd): 400.436, Maximum intensity(cd): 400.436

Angle of maximum intensity: C=0.0 γ =0.0

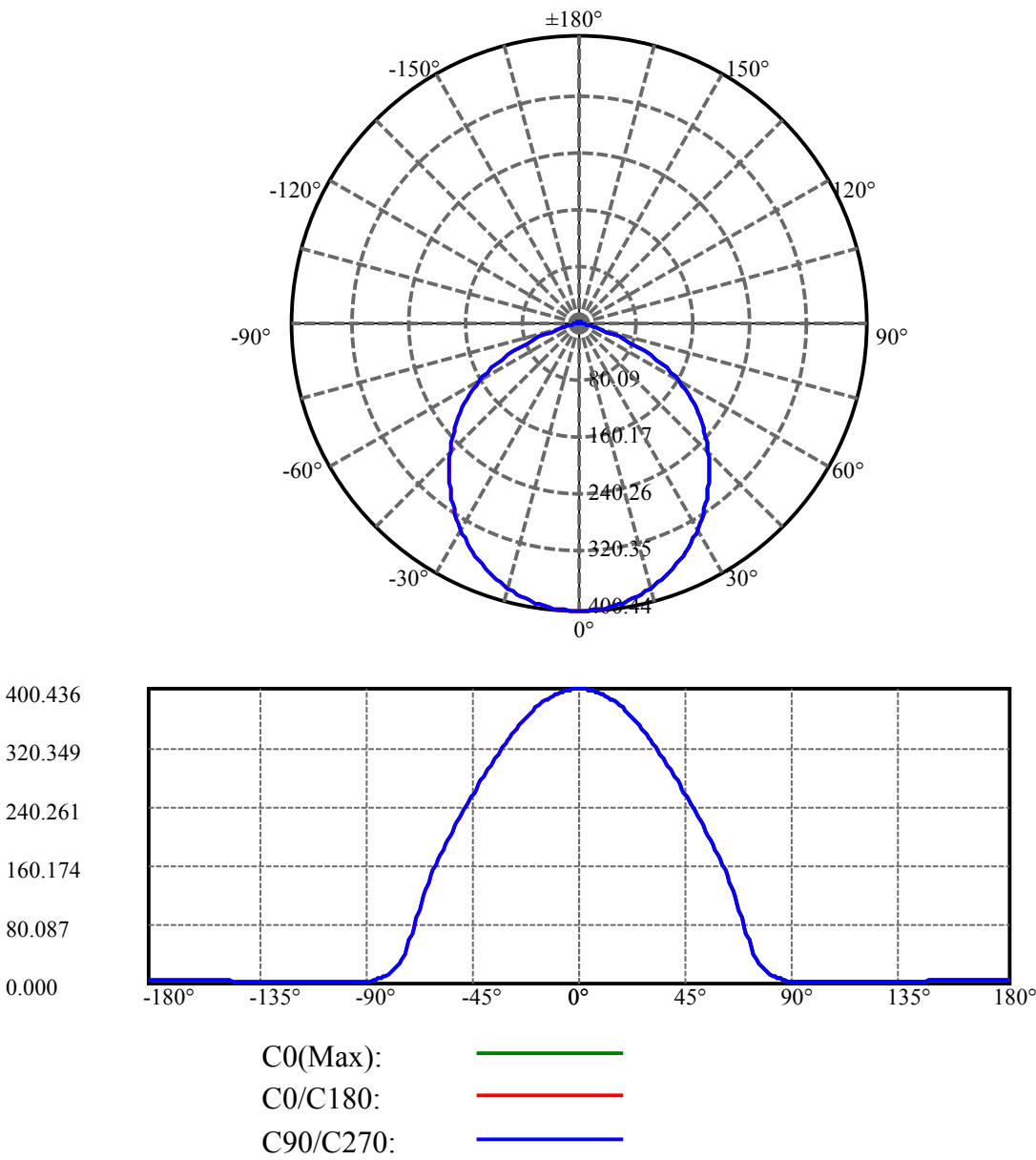
Beam angle of C0 plane : 108.39

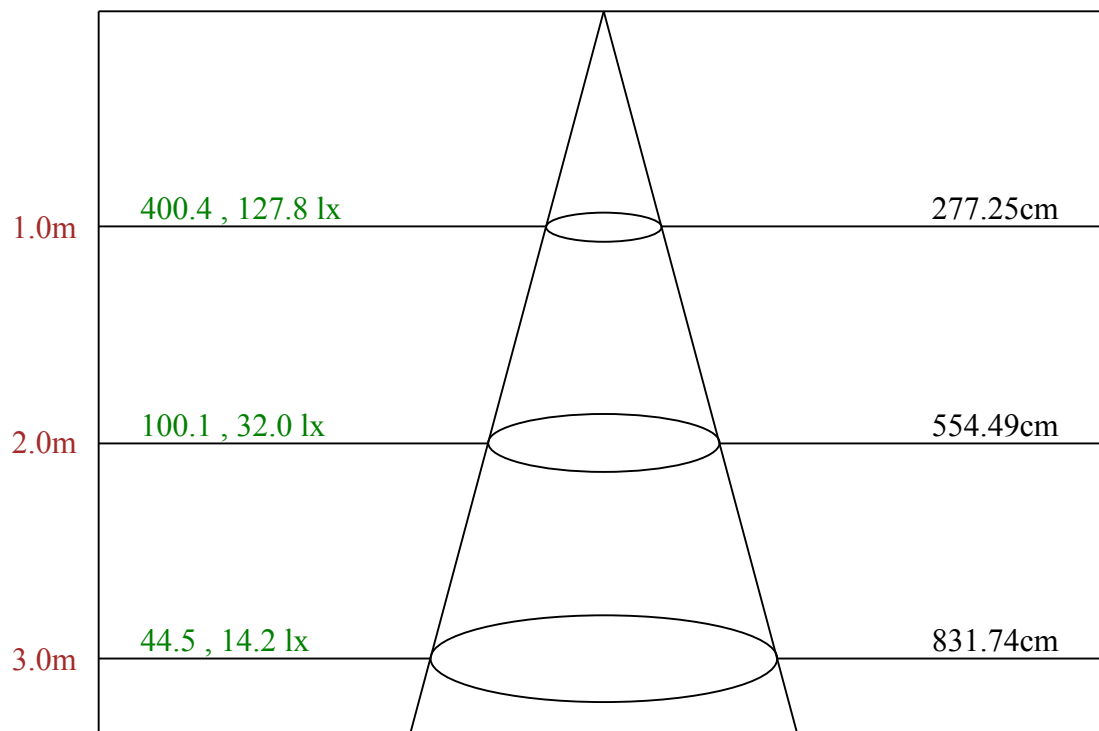
Aveage BeamAngle(IEC 61341):108.39

Equipment: equipamento lumini
Temperature(°C): 25.0

Date: 05/06/2025
Humidity(%): 58.0%

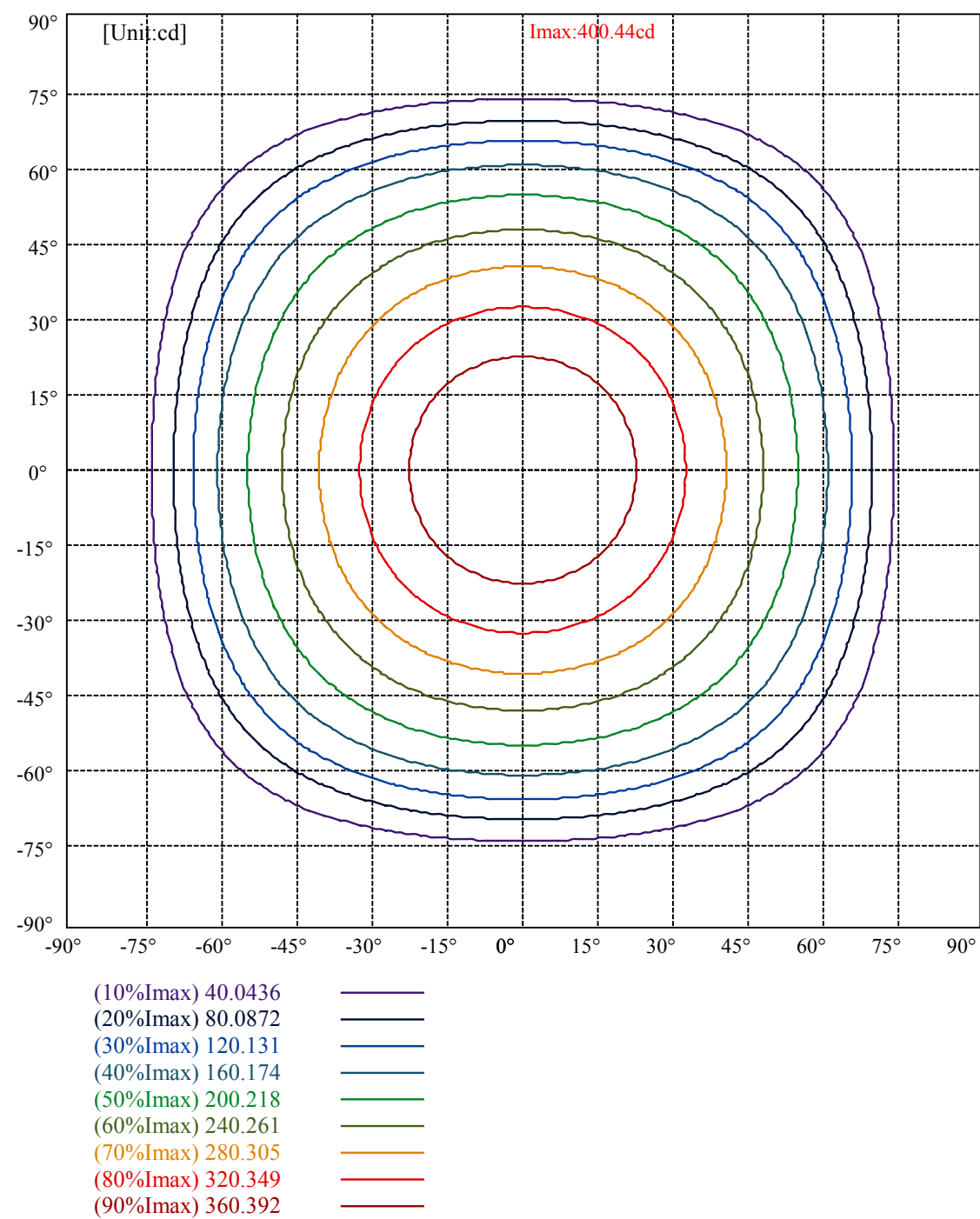
Operator: 01
Distance(m): 6.90





Max , Ave

Beam angle of C0 plane 108.39



lumini

Luminance Limiting Curve(no luminous side)

Appendix Page: 5 Total:5

Luminance Table

γ	45	50	55	60	65	70	75	80	85
C0	14349	14008	13606	12879	11260	7928	4328	2790	2595
C45	14349	14008	13606	12879	11260	7928	4328	2790	2595
C90	14349	14008	13606	12879	11260	7928	4328	2790	2595

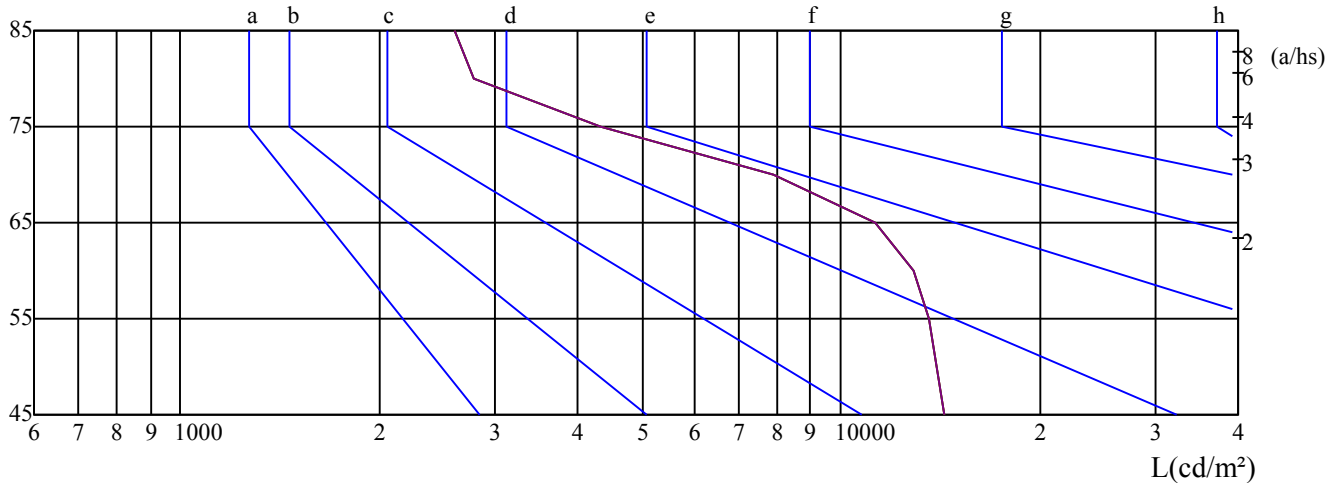
L(Hor)(65)	L(Ver)(65)	L45(65)	L(Hor)(75)	L(Ver)(75)	L45(75)	L(Hor)(85)	L(Ver)(85)	L45(85)
11260	11260	11260	4328	4328	4328	2595	2595	2595

Glare Table

Glare	Quality	Service Values Illuminance(lx)							
1.15	A	2000	1000	500	<=300				
1.5	B		2000	1000	500	<=300			
1.85	C			2000	1000	500	<=300		
2.2	D				2000	1000	500	<=300	
2.55	E					2000	1000	500	<=300
		a	b	c	d	e	f	g	h

Luminance Limiting Curve

$\gamma(^{\circ})$



C0 ———

C45 ———

C90 ———

Equipment: equipamento lumini
Temperature($^{\circ}$ C): 25.0

Date: 05/06/2025
Humidity(%): 58.0%

Operator: 01
Distance(m): 6.90